








































2019 DISTRIBUTOR EDITION





















Max - Pro Tools®























Max Pro Tools Inc.
Proudly made in the U.S.A.





















<p>ADKT1505-GP2000</p> 	<p>ADKT1505-PVD2000</p> 	<p>ANN-GP2000</p>  <p>ANN2-GP2000 ANN3-GP2000 ANN4-GP2000 ANN5-GP2000</p>	<p>APET-MP3</p>  <p>APET1003-MP3 APET11T308-MP3 APET1604-MP3</p>
<p>APKT1003-GP2000</p> 	<p>APKT1003-PVD2000</p> 	<p>APKT100316-GP2000</p> 	<p>APKT11T308-MPB</p> 
<p>APKT1604-GP2000</p> 	<p>APKT1604-PVD2000</p> 	<p>APKT160416-GP2000</p> 	<p>APKT160432-PVD2000</p> 
<p>PAGE CONTENTS</p> <p>2-11 All Inserts (A - Z)</p> <p>11 Threading Inserts & Threading Tools. (16ER & 16IR series)</p> <p>12-14 Tool Holders</p> <p>14 Parts</p> <p>15 Tool Holders & Boring Bars.</p> <p>15 APKT End Mills APKT Face Mills</p> <p>15 GTN Style Blades & Blocks</p> <p>16 Grade, Chipbreaker & Application Information.</p>	<p>CCGT-GP</p>  <p>21.51 (060204) 32.51 (09T304) 431 (120404) <small>(Available in .007, .015 & .032 corner radius)</small></p>	<p>CCGT-MP3</p>  <p>21.51 (060204) 32.51 (09T304) 431 (120404) <small>(Available in .007, .015 & .032 corner radius)</small></p>	<p>CCMT-MPB</p>  <p>21.51 (060204) 32.51 (09T304) 431 (120404) <small>(Available in .007, .015 & .032 corner radius)</small></p>
<p>CCMT-GP</p>  <p>21.51 (060204) 32.51 (09T304) 431 (120404) <small>(Available in .007, .015 & .032 corner radius)</small></p>	<p>CCMT-MP3</p>  <p>21.51 (060204) 32.51 (09T304) 431 (120404) <small>(Available in .007, .015 & .032 corner radius)</small></p>	<p>CDCD500-MP2</p>  <p>CDCD51.3002</p>	















<p>CNGP-MP3</p>  <p>CNGP43.007 (120402) CNGP431 (120404) CNGP432 (120408)</p>	<p>CNMA-MPB200</p>  <p>CNMA431 (120404) CNMA432 (120408)</p>	<p>CNMG-GP2000</p>  <p>CNMG431 (120404) CNMG432 (120408)</p>	<p>CNMG-HR2000</p>  <p>CNMG431 (120404) CNMG432 (120408)</p>
<p>CNMG-HR MPS</p>  <p>CNMG432 (120408)</p>	<p>CNMG-GP MPB</p>  <p>CNMG431 (120404) CNMG432 (120408)</p>	<p>CNMG-MSU 4000</p>  <p>CNMG432 (120408)</p>	<p>CNMG-SGF 4000</p>  <p>CNMG431 (120404)</p>
<p>CNMX - WIPER</p>  <p>CNMX432 (120408)</p>	<p>CPGH-GP</p>  <p>21.51 (060202) 32.51 (09T302) 431 (120404) <small>(Available in .007, .015 & .032 corner radius)</small></p>	<p>CPGT-GP</p>  <p>21.51 (060202) 32.51 (09T302) 431 (120404) <small>(Available in .007, .015 & .032 corner radius)</small></p>	<p>CPMT-GP</p>  <p>21.51 (060202) 32.51 (09T302) 431 (120404) <small>(Available in .007, .015 & .032 corner radius)</small></p>
<p>DCMT-GP</p>  <p>21.51 (070204) 32.51 (11T304) 431 (120404) <small>(Available in .007, .015 & .032 corner radius)</small></p>	<p>DCMT-MPB</p>  <p>21.51 (070204) 32.51 (11T304) 431 (120404)</p>	<p>DCMT-MP3</p>  <p>21.51 (070204) 32.51 (11T304) 431 (150404) <small>(Available in .007, .015 & .032 corner radius)</small></p>	<p>DNGP-MP3</p>  <p>DNGP43.007 (150402) DNGP431 (150404) DNGP432 (150408)</p>
<p>DNMA-MPB200</p>  <p>DNMA431 (150404) DNMA432 (150508)</p>	<p>DNMG-GP2000</p>  <p>DNMG331 (110404) \$8.35 DNMG431 (150404) DNMG432 (150408)</p>	<p>DNMG-MPB</p>  <p>DNMG431 (150404) DNMG432 (150408)</p>	<p>DNMX -WIPER</p>  <p>DNMX432 (120408)</p>

















<p>DPGH-GP</p>  <p>21.51 (070204) 32.51 (11T304) (Available in .007 .015 & .032 corner radius)</p>	<p>DPGT-GP</p>  <p>21.51 (070204) 32.51 (11T304) (Available in .007 .015 & .032 corner radius)</p>	<p>DPMT-GP</p>  <p>21.51 (070204) 32.51 (11T304) (Available in .007 .015 & .032 corner radius)</p>	<p>GTN-GP2000</p>  <p>GTN2-GP2000 GTN3-GP2000 GTN4-GP2000 GTN5-GP2000 (Available In Right and Left hand)</p>
<p>ICSN SHIM</p>  <p>ICSN432 / 433 ICSN533 ICSN633</p>	<p>IDSN SHIM</p>  <p>IDSN433</p>	<p>ITSN SHIM</p>  <p>ITSN433</p>	<p>IVSN SHIM</p>  <p>IVSN322 IVSN433</p>
<p>IWSN SHIM</p>  <p>IWSN433</p>	<p>KNUX1604-GP2000</p>  <p>KNUX160405R/L KNUX160410R/L</p>	<p>MPGH-GP2000</p>  <p>MPGH32 MPGH3.53XA MPGH4.53</p>	<p>NG 2 SERIES</p>  <p>NG2031 2047 2062 2094 2125</p>
<p>NG 3 SERIES</p>  <p>NG3031 3047 3062 3094 3125 3156 3189</p>	<p>NG 4 SERIES</p>  <p>NG4125 4189 4250</p>	<p>NR 3 SERIES</p>  <p>NR3031 3047 3062 3078 3094</p>	<p>NR 4 SERIES</p>  <p>NR4062 4094 4125</p>
<p>NT2 SERIES</p>  <p>NT2L / NT2R</p>	<p>NT3 SERIES</p>  <p>NT3L / NT3R</p>	<p>NTP3 SERIES</p>  <p>NTP3L / NTP3R</p>	<p>NTP4 SERIES</p>  <p>NTP4L / NTP4R</p>





















<p>OFKT-MPB</p>  <p>OFKT05T3-MPB</p>	<p>RCMT-GP2000</p>  <p>RCMT43 (1204) RCMT1606 RCMT2507</p>	<p>RCMT-MP3</p>  <p>RCMT1003</p>	<p>RNMG-GP2000</p>  <p>RNMG32 (0903) RNMG43 (1204)</p>
<p>RPMT-GP2000</p>  <p>RPMT43 (1204)</p>	<p>RPMT-PVD2000</p>  <p>RPMT43 (1204)</p>	<p>M-R390</p>  <p>M-R390-11T308 GP2000</p>	<p>M-R390</p>  <p>M-R390-11T308 PVD2000</p>
<p>M-R390</p>  <p>M-R390-170408 GP2000</p>	<p>M-R390</p>  <p>M-R390-170408 PVD2000</p>	<p>M-R390</p>  <p>M-R390-180612 GP2000</p>	<p>M-R390</p>  <p>M-R390-180612 PVD2000</p>
<p>M-R390</p>  <p>M-R390-180620 GP2000</p>	<p>M-R390</p>  <p>M-R390-180620 PVD2000</p>	<p>SCMT-GP2000</p>  <p>SCMT32.51 (09T304) SCMT32.52 (09T308)</p>	<p>SCMT-GP2000</p>  <p>SCMT431 (120404) SCMT432 (120408)</p>
<p>SCMT-MP3</p>  <p>SCMT32.51 (09T304) SCMT32.52 (09T308)</p>	<p>SD-GP2000</p>  <p>SD222 (060308) SD322 (090308) SD422 (120308)</p>	<p>SDEB-GP2000</p>  <p>SDEB21.51-GP2000</p>	<p>SDEB-PA GP2000</p>  <p>SDEB2.522PA</p>

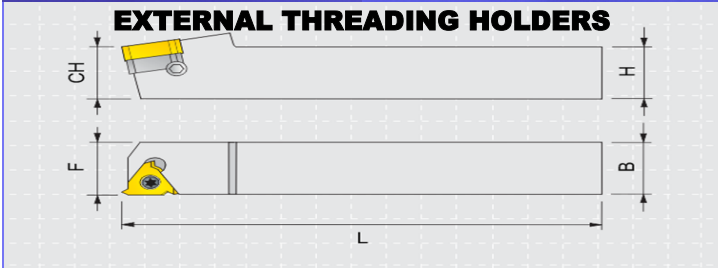

<p>SDEB26152-MPB</p> 	<p>SDEH2.522-GP2000</p> 	<p>SDHT-PVD2000</p>  <p>SDHT43 (1204)</p>	<p>SDMT-MPB</p>  <p>SDMT32.53-MPB \$11.22 SDMT433 (120412)</p>
<p>SEAN-GP2000</p>  <p>SEAN42 (1203) SEAN43 (1204) SEAN53 (1504)</p>	<p>SEET-MPB</p>  <p>SEET32.52 (09T308) SEET422 (120308)</p>	<p>SEET-GP2000</p>  <p>SEET42 (1203) SEET42.5 (12T3)</p>	<p>SEET-MP3</p>  <p>SEET42.5 (12T3)</p>
<p>SEHT-GP2000</p>  <p>SEHT43 (1204)</p>	<p>SEHW-MPB</p>  <p>SEHW43 (1204)</p>	<p>SEKN-GP2000</p>  <p>SEKN42 (1203) SEKN43 (1204) SEKN53 (1504)</p>	<p>SEKN-PVD2000</p>  <p>SEKN42 (1203) SEKN43 (1204) SEKN53 (1504)</p>
<p>SEKR-GP2000</p>  <p>SEKR42 (1203) SEKR43 (1204) SEKR53 (1504)</p>	<p>SEKR-PVD2000.24</p>  <p>SEKR42 (1203) SEKR43 (1204) SEKR53 (1504)</p>	<p>SNMC-PVD2000</p>  <p>SNMC222B SNMC333B</p>	<p>SNMA-MP200</p>  <p>SNMA431 (120404) SNMA432 (120408)</p>
<p>SNMG-GP2000</p>  <p>SNMG321 (090304) SNMG322 (090308)</p>	<p>SNMG-GP2000</p>  <p>SNMG431 (120404) SNMG432 (120408)</p>	<p>SPEB-GP2000</p>  <p>SPEB21.51 (060204) SPEB222 (060308)</p>	<p>SPEB-GP2000</p>  <p>SPEB322 (090308) SPEB422 (120308)</p>

<p>SPEB-PA-GP2000</p>  <p>SPEB222PA (060308) SPEB322PA (090308) SPEB332PA (090408)</p>	<p>SPEB2.522PA-GP2000</p> 	<p>SPEB-PA -GP2000</p>  <p>SPEB422PA (120308) SPEB432PA (120408) SPEB433PA (120412)</p>	<p>SPEH2.522-GP2000</p> 
<p>SPEH-GP2000</p>  <p>SPEH222 (060308) SPEH322 (090308) SPEH332 (090408)</p>	<p>SPEH-GP2000</p>  <p>SPEH422 (120308) SPEH432 (120408) SPEH433 (120412)</p>	<p>SPG-GP2000</p>  <p>SPG321 (090304) SPG322 (090308)</p>	<p>SPG-GP2000</p>  <p>SPG422/423/424 SPG432/433/434</p>
<p>SPGH-GP2000</p>  <p>SPGH322 (090308) SPGH432/433</p>	<p>SPGT-GP2000</p>  <p>SPGT322 (090308) SPGT432/433</p>	<p>SPKN-GP2000</p>  <p>SPKN42 SPKN1204</p>	<p>SPKN-MPB</p>  <p>SPKN42 / SPKN1204</p>
<p>SPMR-GP2000</p>  <p>SPMR321 (090304) SPMR322 (090308)</p>	<p>SPMR-GP2000</p>  <p>SPMR421 (120304) SPMR422 (120308)</p>	<p>SPMT-GP2000</p>  <p>SPMT32.51 (09T304) SPMT32.52 (09T08)</p>	<p>SPMT-GP2000</p>  <p>SPMT431 (120404) SPMT432 (120408)</p>
<p>SPUN-GP2000</p>  <p>SPUN422 (120308) SPUN533 (150412)</p>	<p>TCMT-GP2000</p>  <p>TCMT21.51 (110204) TCMT21.52 (110208)</p>	<p>TCMT-GP2000</p>  <p>TCMT32.5.007(16T302) TCMT32.51(16T304) TCMT32.52(16T308)</p>	<p>TCMT-GP2000</p>  <p>TCMT431 (220404) TCMT432 (220408)</p>

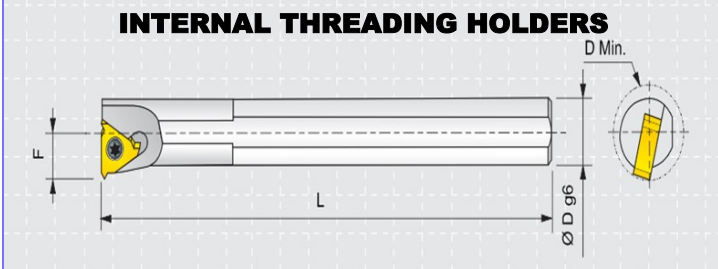

<p>TCMT-MPB</p>  <p>TCMT21.51 (110204) TCMT21.52 (110208)</p>	<p>TCMT-MPB</p>  <p>TCMT32.5.007(16T302) TCMT32.51 (16T304) TCMT32.52 (16T308)</p>	<p>TCMT-MP3</p>  <p>TCMT21.5.007(110202) TCMT21.51 (110204)</p>	<p>TCMT-MP3</p>  <p>TCMT32.5.007(16T302) TCMT32.51 (16T304) TCMT32.52 (16T308)</p>
<p>TDAB500-MP2</p> 	<p>TNMA-MBP200</p>  <p>TNMA431 (220404) TNMA432 (220408)</p>	<p>TNMA-NG GP2000</p> 	<p>AVAILABLE TNMA-NG GROOVE WIDTHS</p> <p>TNMA32NG-R/L .031 .062 .094 .125 \$10.11</p> <p>TNMA43NG-R/L .062 .094 .125 .156 .187</p>
<p>TNMA-NV GP2000</p> 	<p>AVAILABLE TNMA-NV THREADING SIZES</p> <p>TNMA32NV TNMA43NV TNMA54NV</p>	<p>TNMC-NG GP2000</p> 	<p>AVAILABLE TNMC-NG GROOVE WIDTHS</p> <p>TNMC32NG-R/L .031 .062 .094 .125</p> <p>TNMC43NG-R/L .062 .094 .125 .156 .187</p>
<p>TNMC-NV GP2000</p> 	<p>AVAILABLE TNMC-NV THREADING SIZES</p> <p>TNMC32NV TNMC43NV TNMC54NV</p>	<p>TNMG-GP2000</p>  <p>TNMG321 (160304) TNMG322 (160308)</p>	<p>TNMG-GP2000</p>  <p>TNMG331 (160404) TNMG332 (160408)</p>
<p>TNMG-GP2000</p>  <p>TNMG431 (220404) TNMG432 (220408) TNMG433 (220412)</p>	<p>TNMG-GP MPB</p>  <p>TNMG332 (160408) TNMG432 (220408)</p>	<p>TPG UNCOATED MP5 / MP2</p>  <p>TPG221(110304) TPG222 (110308)</p>	<p>TPG-GP2000</p>  <p>TPG221(110304) TPG222 (110308)</p>

<p>TPG UNCOATED MP5 / MP2</p>  <p>TPG321(160304) TPG322 (160308) TPG323 (160412)</p>	<p>TPG-GP2000</p>  <p>TPG321(160304) TPG322 (160308) TPG323 (160412)</p>	<p>TPG UNCOATED MP5 / MP2</p>  <p>TPG431(220404) TPG432 (220408) TPG433 (220412)</p>	<p>TPG-GP2000</p>  <p>TPG431(220404) TPG432 (220408) TPG433 (220412)</p>
<p>TPGB-GP2000</p>  <p>TPGB221(110304) TPGB222(110308)</p>	<p>TPGB-GP2000</p>  <p>TPGB321(160304) TPGB322(160308)</p>	<p>TPGH-GP2000</p>  <p>TPGH21.51(110204) TPGH21.52 (110208) TPGH321 (160304) TPGH322 (160308)</p>	<p>TPGH-GP2000</p>  <p>TPGH32.51(16T304) TPGH32.52 (16T308) TPGH431(220404) TPGH432(220408)</p>
<p>TPGT-GP2000</p>  <p>TPGT21.51(110204) TPGT21.52 (110208) TPGT321 (160304) TPGT322 (160308)</p>	<p>TPGT-GP2000</p>  <p>TPGT32.51(16T304) TPGT32.52 (16T308) TPGT431(220404) TPGT432(220408)</p>	<p>TPMA-NG GP2000</p> 	<p>AVAILABLE TPMA-NG GROOVE WIDTHS</p> <p>TPMA32NG-R/L .062 .125</p> <p>TPMA43NG-R/L .125 .187</p>
<p>TPMA-NV GP2000</p> 	<p>AVAILABLE TPMA-NV THREADING SIZES</p> <p>TPMA32NV TPMA43NV TPMA54NV</p>	<p>TPMC-NG GP2000</p> 	<p>AVAILABLE TPMC-NG GROOVE WIDTHS</p> <p>TPMC32NG-R/L .062 .125</p> <p>TPMC43NG-R/L .125 .187</p>
<p>TPMC-NV GP2000</p> 	<p>AVAILABLE TPMC-NV THREADING SIZES</p> <p>TPMC32N TPMC43NV TPMC54NV</p>	<p>TPMR CM60</p>  <p>TPMR221(110304) TPMR321(160304)</p>	<p>TPMR-GP2000</p>  <p>TPMR731 (090204) TPMR221 (110304)</p>


<p>TPMR-GP2000</p>  <p>TPG321 (160304) TPG322 (160408)</p>	<p>TPMR221-EL GP2000</p> 	<p>TPMR221-ER GP2000</p> 	<p>TPU/TPUN-GP2000</p>  <p>TPU/TPUN 221(110304) TPU/TPUN222 (110308)</p>
<p>TPU/TPUN-GP2000</p>  <p>TPU/TPUN321 (160304) TPU/TPUN322 (160308)</p>	<p>TT-GP2000</p>  <p>TT21.51(110204) TT21.52 (110208) TT321 (160304) TT322 (160308)</p>	<p>TT-GP2000</p>  <p>TT32.51 (16T304) TT32.52 (16T308) TT431(220404) TT432(220408)</p>	<p>VBMT-GP2000</p>  <p>VBMT21.5007 (110202) VBMT221(110204)</p>
<p>VBMT-GP2000</p>  <p>VBMT331(160404) VBMT332(160408)</p>	<p>VCGT-MP3</p>  <p>VCGT21.5007 (110202) VCGT221(110204) VCGT222(110208)</p>	<p>VCGT-MP3</p>  <p>VCGT331(160404) VCGT332(160408)</p>	<p>VCMT-GP2000</p>  <p>VCMT21.5007 (110202) VCMT221(110304)</p>
<p>VCMT-GP2000</p>  <p>VCMT331(160404) VCMT332(160408)</p>	<p>VNGP-MP3</p>  <p>VNGP33.007(160402) VNGP331(160404) VNGP332(160408)</p>	<p>VNMG-GP2000</p>  <p>VNMG331(160404) VNMG332(160408)</p>	<p>VNMG-GP MPB</p>  <p>VNMG331(160404) VNMG332(160408)</p>
<p>VNMG-LSU4000</p>  <p>VNMG331(160404) VNMG332(160408)</p>	<p>WCMT-MPB</p>  <p>WCMT030208) WCMT040208 WCMT050308</p>	<p>WCMT-GP2000</p>  <p>WCMT21.51(040204) WCMT32.51(06T304) WCMT32.52(06T308)</p>	<p>WNGP-MP3</p>  <p>WNGP43.007(080402)</p>



DESCRIPTION	H=CH	B	L	F
SER 1616 K16	0.625	0.375	5.000	0.500
SER 2020 K16	0.750	0.7505	5.000	0.750
SER 2525 M16	1.000	1.000	6.000	1.000



DESCRIPTION	Ø D	F	L	D Min.
SIR 0016 M16	0.625	13/32	6.000	0.750

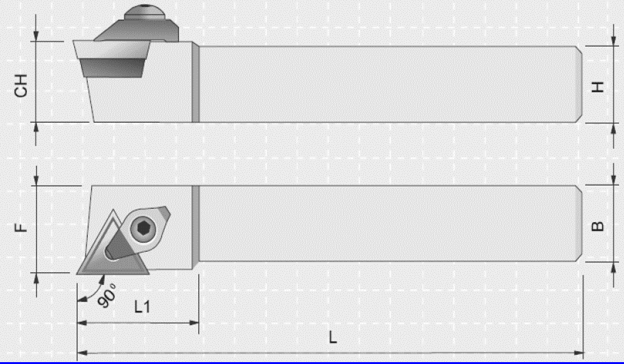


CTAPR TOOLHOLDER

TPG321 & TPMR321

Straight shank with 0° side cutting edge angle.
L1=1.250

DESCRIPTION	H=CH	B	F	L
CTAPR 12-3B	0.750	0.750	0.765	4.500
CTAPR 16-3D	1.000	1.000	1.015	6.000

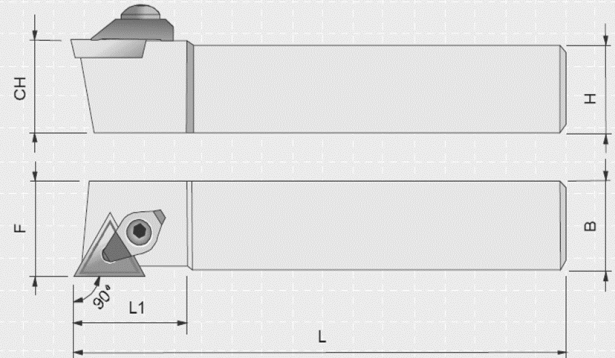


CTGPR TOOLHOLDER

TPG 321 & TPMR 321

Offset shank with 0° side cutting edge angle. L1=1.000

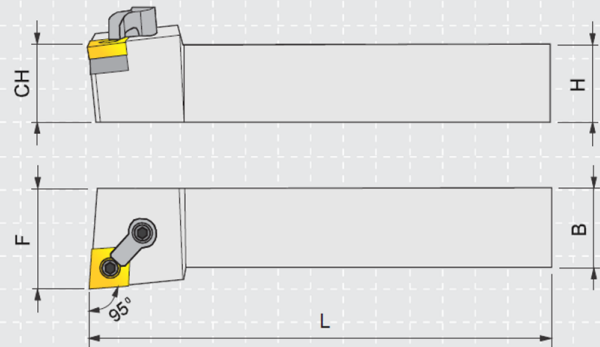
DESCRIPTION	H=CH	B	F	L
CTGPR 12-3B	0.750	0.750	1.000	4.500
CTGPR 16-3B	1.000	1.000	1.250	6.000



MCLNR TOOLHOLDER

CNMG 431 & CNGP 431

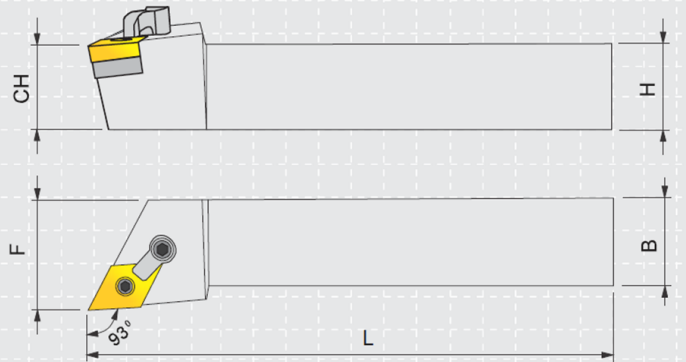
DESCRIPTION	H=CH	B	L	F
MCLNR12-4B	0.750	0.750	4.500	1.000
MCLNR16-4D	1.000	1.000	6.000	1.250
MCLNR20-4D	1.250	1.250	6.000	1.500



MDJNR TOOLHOLDER

DNMG 431 DNGP 431

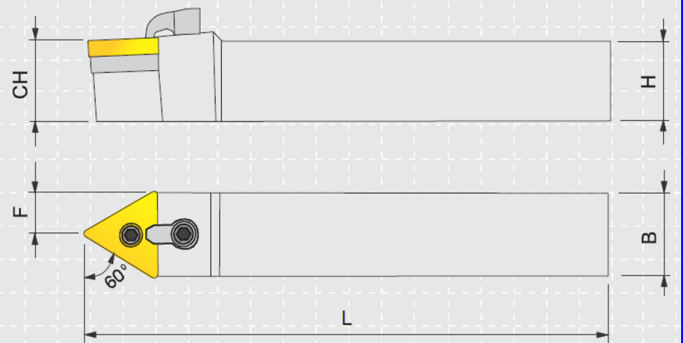
DESCRIPTION	H=CH	B	L	F
MDJNR12-4B	0.750	0.750	4.500	1.000
MDJNR16-4D	1.000	1.000	6.000	1.250
MDJNR20-4D	1.250	1.250	6.000	1.500



MTENN TOOLHOLDER

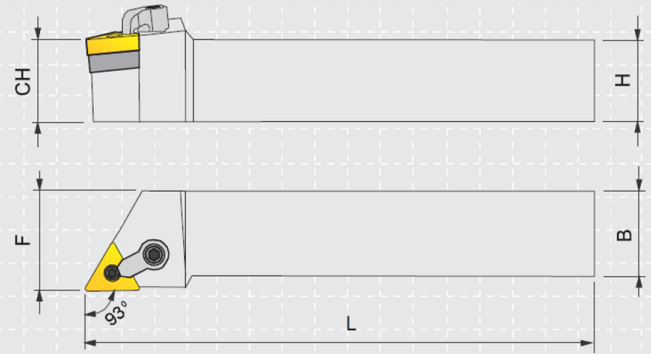
TNMG 331 & TNMG 431

DESCRIPTION	H=CH	B	L	F
MTENN12-3B	0.750	0.750	4.500	0.375
MTENN12-4B	0.750	0.750	4.500	0.375
MTENN16-4D	1.000	1.000	6.000	0.500



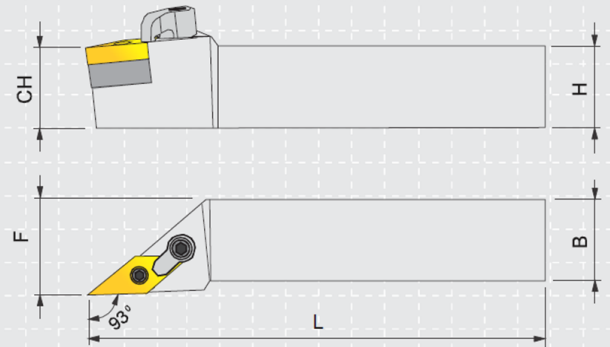
MTJNR TOOLHOLDER
TNMG 331 & TNMG 431

DESCRIPTION	H=CH	B	L	F
MTJNR12-3B	0.750	0.750	4.500	1.000
MTJNR16-3D	1.000	1.000	6.000	1.250
MTJNR16-4D	1.000	1.000	6.000	1.250



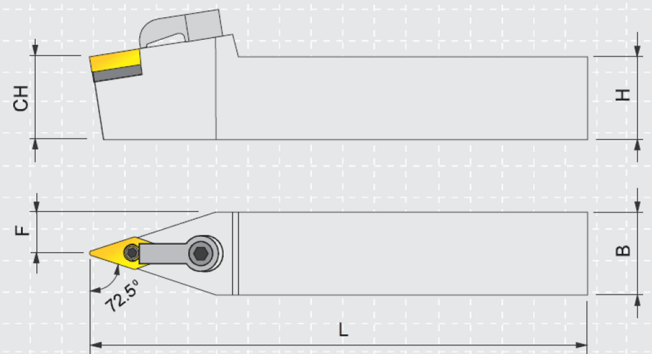
MVJNR TOOLHOLDER
VNMG 331 & VNGP 331

DESCRIPTION	H=CH	B	L	F
MVJNR12-3B	0.750	0.750	4.500	1.000
MVJNR16-3D	1.000	1.000	6.000	1.250



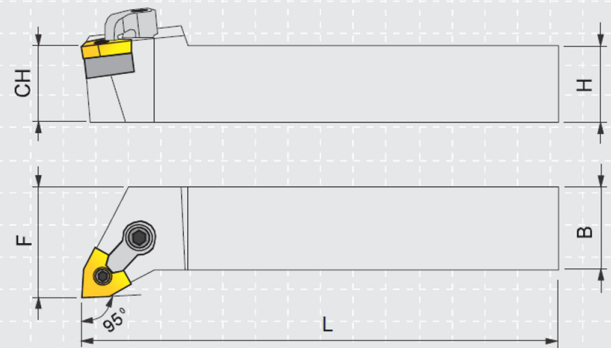
MVNNN TOOLHOLDER
VNMG 331 & VNGP 331

DESCRIPTION	H=CH	B	L	F
MVVNN12-3B	0.750	0.750	4.500	0.375
MVVNN16-3D	1.000	1.000	6.000	0.500



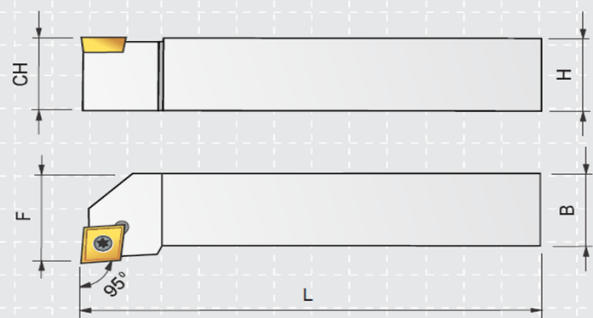
MWLNR TOOLHOLDER
WNMG 431 & WNGP 431

DESCRIPTION	H=CH	B	L	F
MWLNR12-4B	0.750	0.750	4.500	1.000
MWLNR16-4D	1.000	1.000	6.000	1.250



SCLCR TOOLHOLDER
CCMT 21.51 & CCGT 21.51

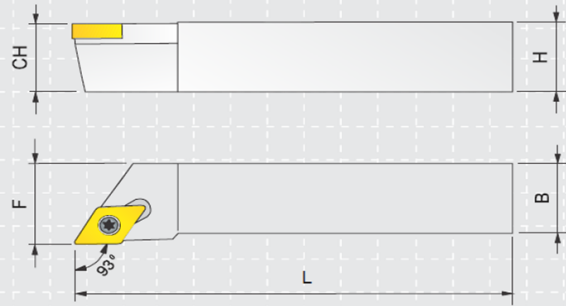
DESCRIPTION	H=CH	B	L	F
SCLCR 0606	0.375	0.375	2.750	0.472
SCLCR 0808	0.5000	0.500	3.149	0.629
SCLCR 1010	0.625	0.625	3.937	0.787



SDJCR TOOLHOLDER

DCMT 21.51 & DCGT 21.51

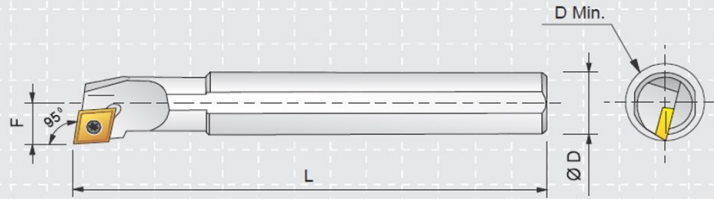
DESCRIPTION	H=CH	B	L	F
SDJCR 0606	0.375	0.375	2.750	0.472
SDJCR 0808	0.500	0.500	3.149	0.629
SDJNR 1010	0.625	0.625	3.937	0.787



SCLCR BORING BARS

CCMT 21.51 & CCGT 21.51

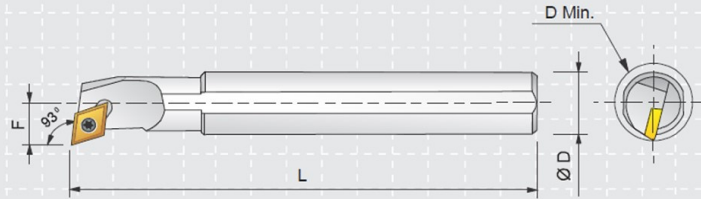
DESCRIPTION	Ø D	D MIN.	L	F
S06K-SCLCR-2	0.375	0.490	5.000	0.275
S08M-SCLCR-2	0.500	0.630	6.000	0.354
S10R-SCLCR-2	0.625	0.775	8.000	0.433



SDUCR BORING BARS

DCMT 21.51 & DCGT 21.51

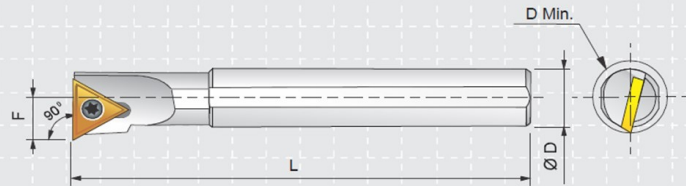
DESCRIPTION	Ø D	D MIN.	L	F
S06K-SDUCR-2	0.375	0.490	5.000	0.275
S08M-SDUCR-2	0.500	0.605	6.000	0.354
S10R-SDUCR-2	0.625	0.775	8.000	0.433



STFCR BORING BARS

TCMT 21.51 & TCGT 21.51

DESCRIPTION	Ø D	D MIN.	L	F
S06K-STFCR-2	0.375	0.490	5.000	0.275
S08M-STFCR-2	0.500	0.605	6.000	0.354
S10R-STFCR-2	0.625	0.775	8.000	0.433



PARTS KITS FOR TOOLHOLDERS

HOLDER	KIT#	HOLDER	KIT#
CTAPR-3	MPK160	MVJNR-3	MPK141
CTGPR-3	MPK160	MVNNN-3	MPK141
MCLNR-4	MPK137	MWLNR-4	MPK143
MDJNR-4	MPK136	SCLCR-2	MPK127
MTENN-3	MPK139	SDJNR-2	MPK107
MTJNR-3	MPK139	SER	M3.5screw
MTJNR-4	MPK140	SIR	M3.5screw

PARTS KITS FOR BORIN BARS

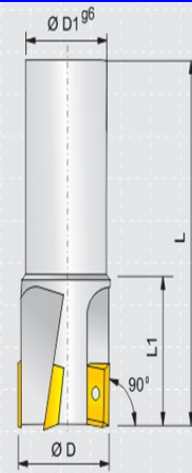
BAR	KIT#	BAR	KIT#
SCLCR-2	MPK127	SDUCR-2	MPK107
STFCR-2	MPK148		

PARTS KITS FOR MILLS

APKT1003	M2.5screw	APKT1604	M3.5 screw
----------	-----------	----------	------------

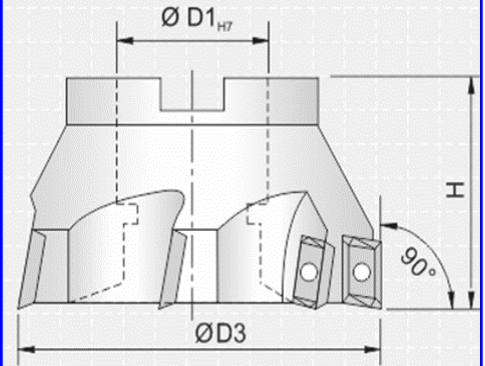
END MILL CUTTERS FOR APKT & APET INSERTS

DESCRIPTION	Ø D	Ø D1	L1	L	POCKETS-SIZE
APKT-EM.375	0.375	0.375	1.250	3.000	1-1003
APKT-EM.500	0.500	0.500	1.500	3.000	1-1003
APKT-EM.750	0.750	0.625	2.000	4.000	2-1003
APKT-EM1.00	1.000	0.750	2.000	4.000	2-1003
APKT-EM1.25	1.250	1.000	2.000	4.000	3-1003
APKT-EM1.501	.500	1.250	2.375	5.000	4-1604



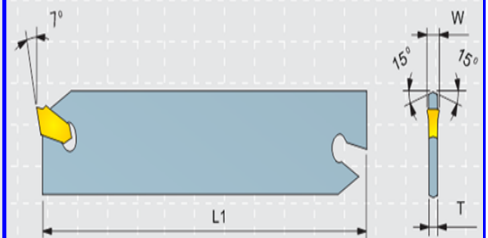
FACE MILL CUTTERS FOR APKT & APET INSERTS

DESCRIPTION	Ø D	Ø D1	H	POCKETS-SIZE
APKT-FM1.50	0.375	--	1.500	4-1604
APKT-FM2.00	2.000	0.750	1.500	5-1604
APKT-FM2.50	2.500	1.000	1.500	6-1604
APKT-FM3.00	3.000	1.000	2.000	7-1604
APKT-FM4.00	4.000	1.250	2.000	8-1604



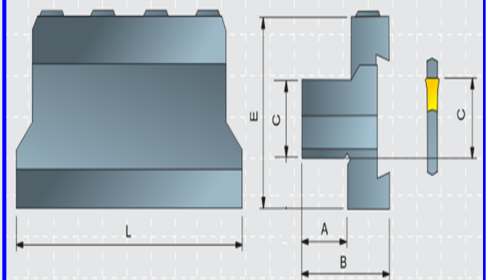
GTN-STYLE PARTING BLADES

DESCRIPTION	W	T	L1	INSERT
SGIH 19-2	0.087	0.063	3.380	GTN2
SGIH 26-2	0.087	.0683	4.330	GTN2
SGIH 26-3	0.122	0.094	4.330	GTN3
SGIH 26-4	0.161	0.125	4.330	GTN4
SGIH 32-3	0.201	0.094	5.900	GTN3



GTN-STYLE TOOL BLOCKS

DESCRIPTION	A	B	C	E	L	BLADE
NGTBN15.875-2	0.625	1.000	0.625	1.375	3.000	SGIH19-2
NGTBN19.05-5	0.750	1.375	0.750	2.000	3.500	SGIH26-2 SGIH26-3 SGIH26-4
NGTBN25.4-6	0.875	1.500	1.000	2.125	4.500	SGIH32-3, SGIH32-4



Max-Pro Tools has been manufacturing standard and custom indexable carbide inserts for over 25 years.

Stocking over 500 different turning, boring, milling and cut-off inserts for same-day shipping, our high quality USA made inserts can meet your production needs.

Our custom insert program allows you to get special, made-to-order inserts too. From small 50 piece special-ground runs, to new molds and tooling, we have the solutions you need.

Just give your local salesperson your print or tool sample, material being cut, and the quantity, and we'll do the rest for you.



Grades, Applications, Chipbreakers with Speed & Feed Recommendations

Suggested Starting Feeds & Speeds for APKT & APET Inserts				Available Grades	
MATERIAL	GRADE	SFM	IPR	GP2000	Best grade for machining Steel and some Stainless. A C5/C6 substrate with a thick CVD TiN/TiC/AlO ₂ /TiN coating.
Low Carbon Steels <21 Rc	PVD2000	400-900	.003-.012	GPS4000	Best grade for turning Stainless with a CVD multi-layer gold coat with an optimized substrate.
Carbon & Alloy Steel <32Rc	GP2000	200-700	.003-.012	MC60	Cermet grade for high speed applications without interruption.
Carbon, Alloy & Tool Steels	PVD2000	300-850	.004-.011	MP2	Standard uncoated C2 for Cast Iron and Tipping.
Stainless Series 400 & 500	GP2000	200-700	.003-.012	MP3	Premium, polished uncoated C2/C3 micrograin grade for machining Aluminum, Plastics, Fiberglass and other light chip materials.
135-330BHN	PVD2000	300-600	.003-.008	MP5	Standard uncoated C5
Stainless Series 400 & 500	GP2000	150-500	.003-.014	MPB	<i>New Grade!</i> A new hard-turning grade for high Rockwell turning applications.
400-500BHN	PVD2000	200-680	.004-.010	MPB200	<i>New Grade!</i> A C2/C3 substrate with our new MPB coating for turning Cast Iron and similar materials.
Stainless Series 200 & 300	GP2000	200-580	.003-.014	PVD2000	Premium PVD TiAlN coated C5/C6 with a dense substrate optimized for Steel AND Stainless materials. Premium milling grade.
135-275 BHN	PVD2000	175-550	.003-.006		
Cast Iron	GP2000	150-450	.003-.008		
Aluminum (APET)	PVD2000	250-650	.004-.012		
	MP2	250-800	.004-.012		
	MP3	1000+	.004-.015		

NEGATIVE RAKE INSERT CHIPBREAKER SELECTION AND STARTING FEED RATE (IPR)			
Chipbreaker	Application	DOC	IPR
FF	(Fine Finishing)	.020-.150	.002-.015
LSU	(Light General Purpose)	.050-.230	.008-.025
GP	(General Purpose)	.031-.200	.008-.020
MSU	(GP to Light Roughing)	.070-.250	.010-.022
HR	(Heavy Roughing)	.080-.300+	.012-.045+

YOUR LOCAL DISTRIBUTOR